



$0 = m \cdot v$   
 $x = \frac{-b \pm \sqrt{b^2 - 4ac}}{2a}$   
 $s = L\theta$   
 $F_g \cos \theta$   
 $T = 2\pi \sqrt{\frac{L}{g}}$

**FOCUS CR**



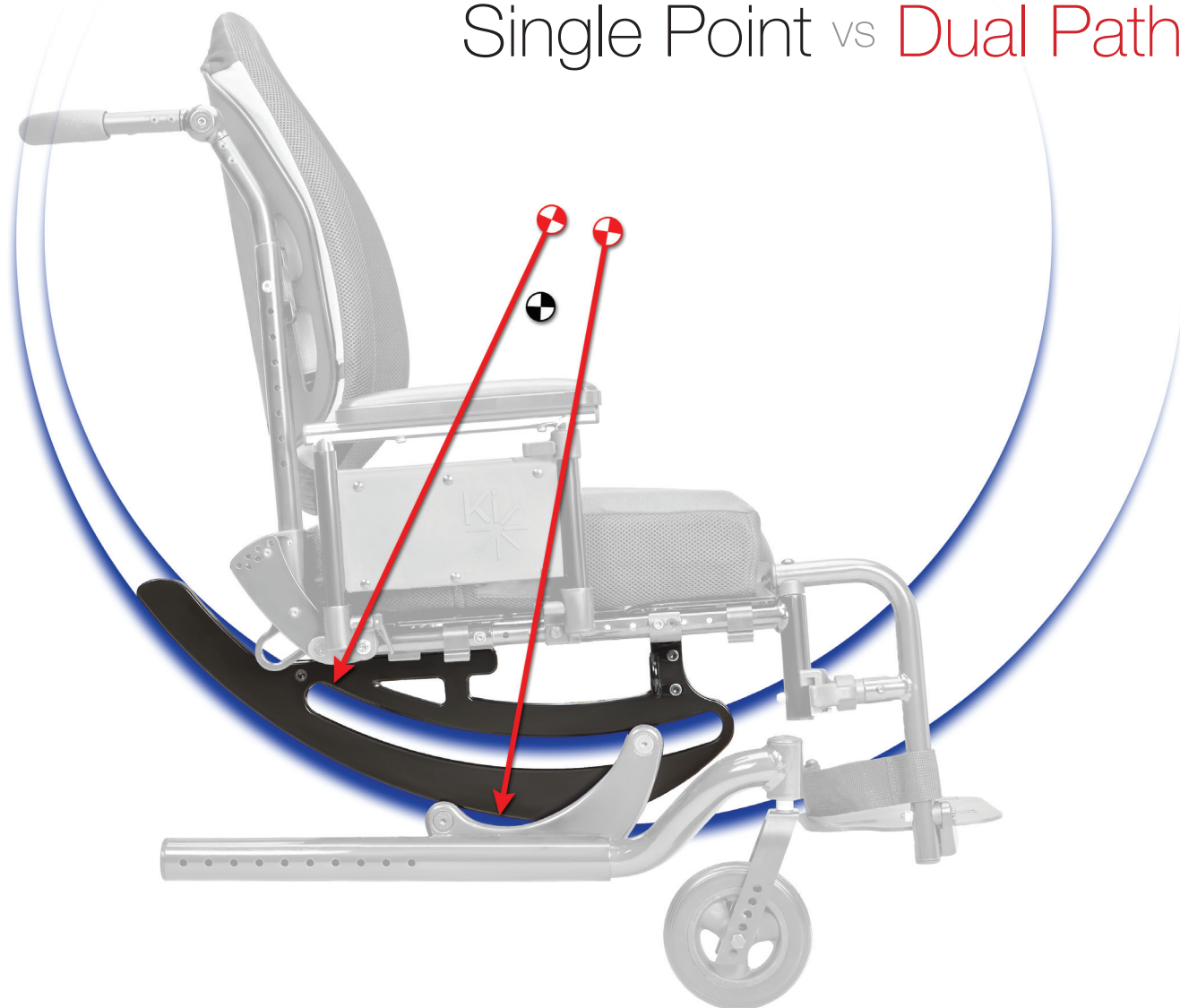


# Not Just Evolutionary. Revolutionary.

Welcome to **Complex Rotation**. A system that utilizes two control paths with two different centers of rotation to minimize the problems that result from the inevitable misalignment between the center of gravity of the system and a single rotation point.


The **Focus CR** is our patent pending execution of the Science of Complex Rotation.

## Single Point vs Dual Path



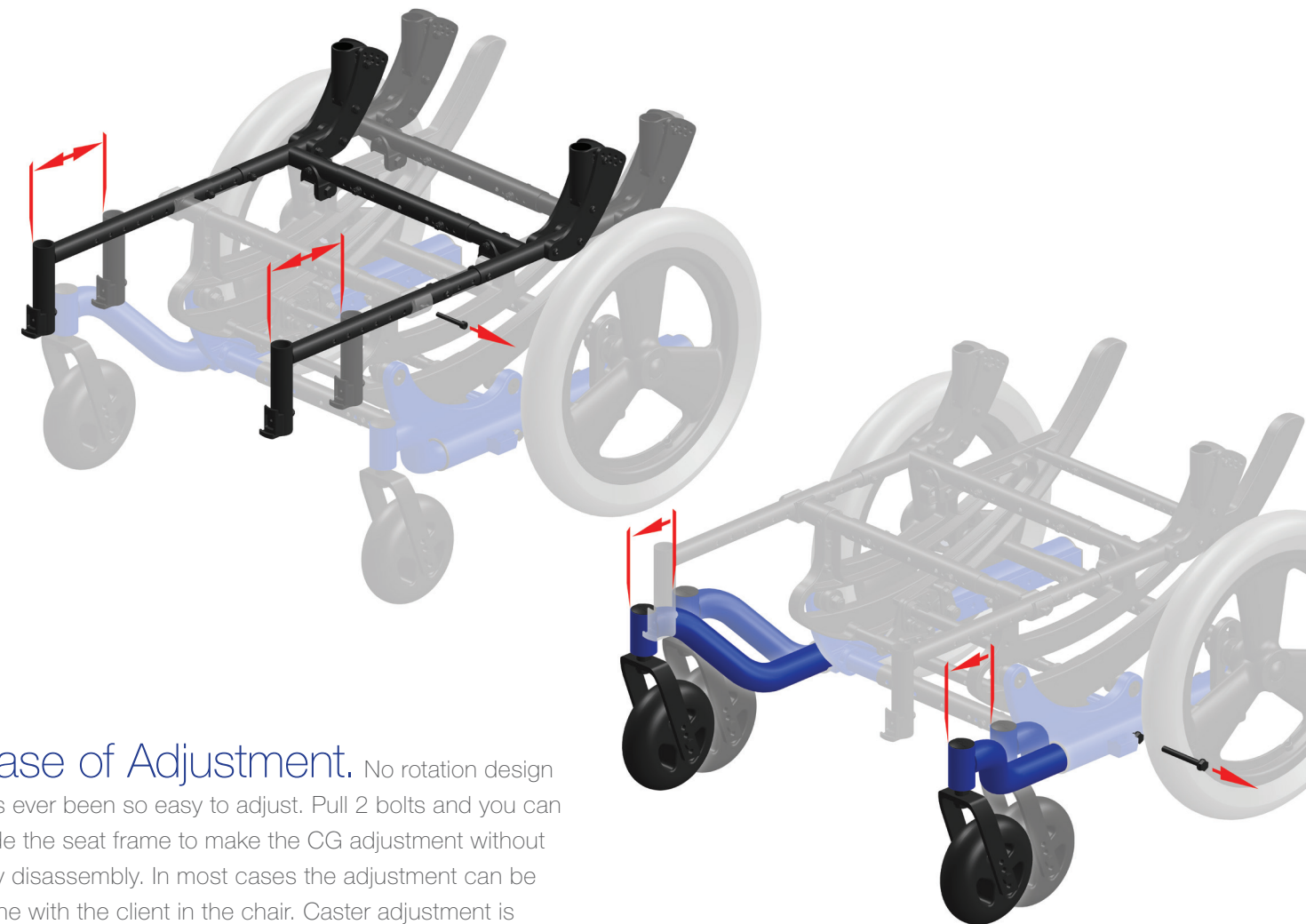
## Secure Tilt.

Within the **Focus CR** the seat frame naturally wants to settle to the middle instead of slamming forward or backward – thus putting the forces that used to work against you on your side. You can feel confident that uncontrolled tilting is a thing of the past.



## Smart Tilt.

The **Focus CR** is also a smart tilt. The chair will tell you how much adjustment is needed so you have more time to focus on the other details of your day.



## Ease of Adjustment.

No rotation design has ever been so easy to adjust. Pull 2 bolts and you can slide the seat frame to make the CG adjustment without any disassembly. In most cases the adjustment can be done with the client in the chair. Caster adjustment is intuitive and again only requires you to pull 2 bolts.



# Who Says Tilt Chairs Can't Look Good?

Employing state of the art manufacturing techniques, the *Focus CR* is an attractive minimalistic tilt. With the industry's most effective seat height possibilities you'll find it more functional too!




## Wide Tire Options

The new 16x2 mag rear wheels and 6 x 2 solid casters make it easier to handle everyday obstacles such as curbs and inclines. With a noticeable improvement in roll ability, the chair floats effortlessly across soft ground while rolling easily indoors.

## Anti-Tips

Tired of bending down to constantly adjust anti-tips? Fumbling with the button locks to get them out of the way? This NEW flip-up spring-loaded design makes it simple. Now just use your foot to easily flip them up and down as required. Need we say more?



## Specifications

Transport Weight:	33 lbs.*	15 kg*
Seat Width:	14 – 22 in.	36 - 56 cm
Seat Depth:	14 – 22 in.	36 - 56 cm
Seat Heights:	13 – 20.5 in.	33 - 52 cm
Weight Capacity:	300 lbs.	136 kg
WC-19 Approved:	Yes	Yes

\* 16"x16" with Stroller Handle Back Posts, 6"x1" Poly Casters. Armrests, Footrests and Rear Wheels Removed.



Stevens Point, WI | 800-981-1540 | [www.kimobility.com](http://www.kimobility.com)

DCN0721.2